

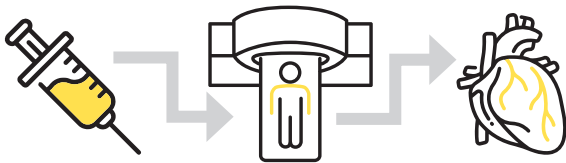
FACTS: Cardiac Imaging

At Apex Radiology, we offer a range of cardiac imaging services in a caring and compassionate environment, to assist your GP or Specialist in accurately providing a diagnosis and developing a treatment plan.



A REFERRAL IS REQUIRED FOR ALL EXAMINATIONS FROM YOUR GP OR SPECIALIST.

Our cardiac medical imaging services include:

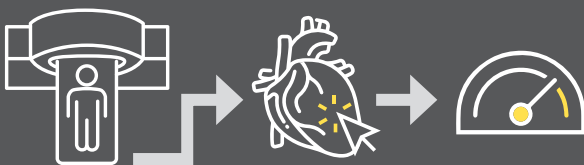


CT Coronary Angiography

A CTCA is a CT (computed tomography) scan that takes pictures or angiograms of the arteries of the heart, investigating any issues or disease with the blood vessels that may lead to a heart attack. Before your exam you will be injected with a dye, that will highlight any of the blockages in the arteries of your heart.

A CTCA is a fast and non-invasive examination that is extremely effective in making an accurate diagnosis. Your doctor may refer you for CTCA if you are suffering from symptoms of coronary heart disease that may include:

- Pain or discomfort in arms, left shoulder, jaw, neck, back or stomach
- Irregular heart beat
- Excessive sweating, light headedness or dizziness

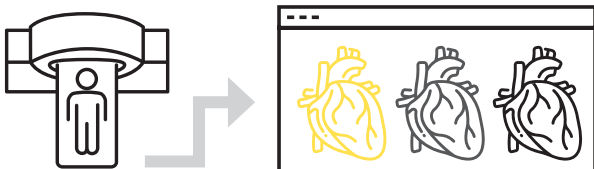


CT Calcium Score

A CT Calcium score test is a screening test that measures the level of calcium in the walls of the blood vessels in the heart to estimate an individual's risk of cardiovascular disease.

A score is provided whereby a 0 indicates that there is no calcium present, therefore low chance of developing a heart attack, whilst a higher score with calcium present, means higher risk of heart disease.

Your doctor may refer you for a CTCS if you are at increased risk of cardiovascular disease as you may be between the ages of 40-70 with a family history of cardiovascular disease however don't have any signs or symptoms.



Myocardial Perfusion

A Myocardial perfusion scan is used to show how well blood is flowing through the heart, and to determine if and where there may be any major blockages to blood supply that may cause coronary artery disease. This scan puts your heart under stress to better see blood flow through the heart, either by exercise or injection of medication.

Your doctor may refer you for a myocardial perfusion if you are suffering from chest pain, to diagnose coronary artery disease or to assess heart muscle damage if you have suffered a heart attack.